



(Talkmor.com - Challenge a friend. Spot the Differences)

## Play Like This

1. Work with a partner: Student A and Student B.
2. Both look at Picture A and Picture B at the same time.
3. You have 5 minutes to find and write ALL 10 differences on your own (no talking!).
4. Use full sentences. Example: "In picture A, there is a yellow sponge, but in picture B, the sponge is green."
5. When time is up, read your sentences to your partner.
6. For every correct difference you wrote = 1 point.
7. The student with the most points is the winner!

## Doing the Dishes Spot the Differences

Write the 10 differences here:

1. \_\_\_\_\_
2. \_\_\_\_\_
3. \_\_\_\_\_
4. \_\_\_\_\_
5. \_\_\_\_\_
6. \_\_\_\_\_
7. \_\_\_\_\_
8. \_\_\_\_\_
9. \_\_\_\_\_
10. \_\_\_\_\_



**Points**

/ 10

**After the Challenge. Look at the Picture – Name... (ask your partner)**

1. ... something that has “an ear”. \_\_\_\_\_
2. ... something that is yellow. \_\_\_\_\_
3. ... something that is wet. \_\_\_\_\_
4. ... something you can drink from. \_\_\_\_\_
5. ... something that helps you clean. \_\_\_\_\_
6. ... two things that you can eat with. \_\_\_\_\_
7. ... two things that you can open. \_\_\_\_\_

**Points**

\_\_\_\_ / 9

**Grammar – Comparatives & Superlatives**

**A. Write the correct form**

1. Picture B is \_\_\_\_\_ (clean) than picture A.
2. The sponge in picture B is \_\_\_\_\_ (big) than in picture A.
3. The person in picture A is \_\_\_\_\_ (tall) than the person in picture B.
4. The cup in picture A is the \_\_\_\_\_ (small) cup.

**Points**

\_\_\_\_ / 4

**1. What Am I?**

Read the clue and write the word.

1. I am yellow and I clean plates. → \_\_\_\_\_
2. You drink tea or coffee from me. → \_\_\_\_\_
3. I am wet and full of dirty plates. → \_\_\_\_\_
4. I hang on the wall and dry your hands. → \_\_\_\_\_
5. I am green and I grow in a pot. → \_\_\_\_\_
6. I have water and soap inside me. → \_\_\_\_\_

**2. Tenses – Complete the sentences**

1. Right now she \_\_\_\_\_ (wash) the dishes.
2. Yesterday I \_\_\_\_\_ (help) my mum in the kitchen.
3. Tomorrow we \_\_\_\_\_ (not do) the dishes – we will eat out!
4. Every evening my brother \_\_\_\_\_ (dry) the plates.
5. Look! The water \_\_\_\_\_ (run) from the tap.
6. Last weekend we \_\_\_\_\_ (buy) a new sponge.

**3. Adjective – Noun – Verb**

Write the correct form.

1. The kitchen is very \_\_\_\_\_ (clean) today.
2. She \_\_\_\_\_ (clean) the dishes every day.
3. This sponge is \_\_\_\_\_ (wet) than that one.
4. He \_\_\_\_\_ (dry) the plates with a towel.
5. The plates are \_\_\_\_\_ (dirty) after dinner.
6. Mum is the \_\_\_\_\_ (fast) dishwasher in the family.

**4. Error Correction**



Find and correct the mistake in each sentence.

1. In picture A there is four plates in the sink. → \_\_\_\_\_
2. The sponge in picture B are green. → \_\_\_\_\_
3. She wash the dishes very fast yesterday. → \_\_\_\_\_
4. The towel is more dry than the sponge. → \_\_\_\_\_
5. My brother is the most tall in the family. → \_\_\_\_\_
6. We not have a plant on the windowsill. → \_\_\_\_\_

**Teacher's Answer Key – Extra Grammar**

1. What Am I?
  1. sponge 2. mug/cup 3. sink 4. towel 5. plant 6. tap/faucet
2. Tenses
  1. is washing 2. helped 3. will not do / won't do 4. dries 5. is running 6. bought
3. Adjective – Noun – Verb
  1. clean 2. cleans 3. wetter 4. dries 5. dirty 6. fastest
4. Error Correction
  1. there are four plates 2. is green 3. washed 4. drier 5. tallest 6. We do not have / We don't have

## SELF-CHECK KEY









1. Hair: long  short
2. Shirt colour: blue  white

**Points**

\_\_\_\_ / 4

**Total**

\_\_\_\_ / 17

3. Sponge: yellow  green
4. Cup on counter: white  brown
5. Number of plates in sink: 4  2
6. Plant on windowsill: yes  no
7. Mug on counter: yes  no
8. Dish towel: hanging  on shoulder
9. Window: open  closed
10. Person is left-handed  right-handed

**After the Challenge. Look at the Picture – Name...** (ask your partner)

1. ... something that has “an ear”. \_\_\_\_\_
2. ... something that is yellow. \_\_\_\_\_
3. ... something that is wet. \_\_\_\_\_
4. ... something you can drink from. \_\_\_\_\_
5. ... something that helps you clean. \_\_\_\_\_
6. ... two things that you can eat with. \_\_\_\_\_
7. ... two things that you can open. \_\_\_\_\_

**Points**

\_\_\_\_ / 9

Sample answers for “Name one thing...”

1. Mug / cup (has “an ear” = handle)
2. Sponge
3. Plates, sink, sponge
4. Mug / cup
5. Sponge, dish towel, soap

### Grammar – Comparatives & Superlatives

A. Write the correct form

1. Picture B is \_\_\_\_\_ (clean) than picture A.
2. The sponge in picture B is \_\_\_\_\_ (big) than in picture A.
3. The person in picture A is \_\_\_\_\_ (tall) than the person in picture B.
4. The cup in picture A is the \_\_\_\_\_ (small) cup.

**Points**

\_\_\_\_ / 4

**Points**

**Student A**

\_\_\_\_ / 20

**Student B**

\_\_\_\_ / 20