

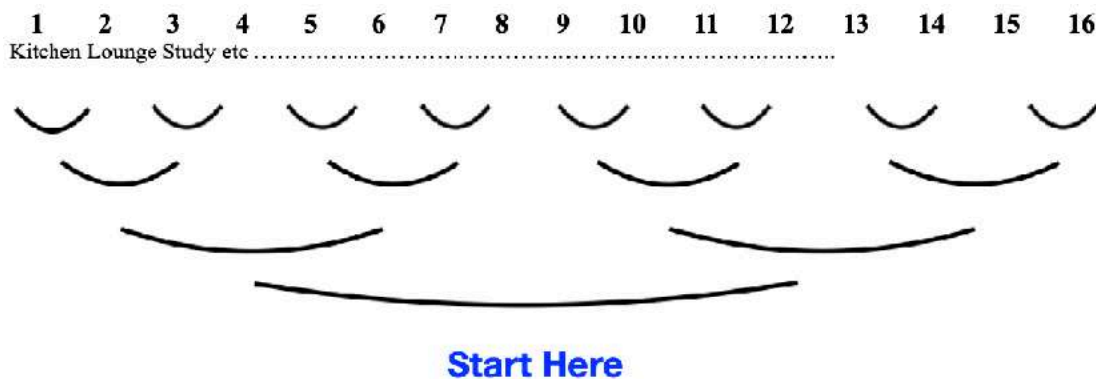
Rooms & places.



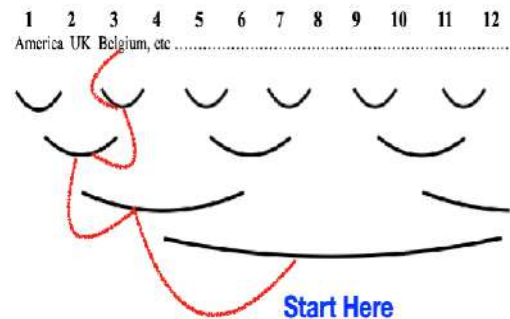
16 ROOMS & PLACES

How To Play Where Am I

1. Give each student a handout and tell them that you are going to read four words to them. Any four words on the handout. They can all be from columns A, B, or both. They can also be in any order, you can begin with a word from the bottom, top or middle, anywhere, etc.
2. Inform students (and yourself) to number the words as you read them. The first word becomes number 1, etc.
3. After you've read four words, ask students to look at their first word.
4. Go to the “**Start Here**” at the bottom of the board. If their first word is in column A, they go left on the bottom link on the board. If it is in column B, they go right.



5. Go to the 2nd word, and go left or right according to which column they ticked off. Repeat with 3rd and 4th words. They should now be somewhere at the top.
6. **DON'T TELL THEM WHERE YOU ARE.** Elicit from various students where they are and then read the 4 words slowly, in the same order again. This will lead them to where you are... Are they in the same place? Most of them are usually in a different place than you.



Example on the right: Your 1st word would've been in column A (go left)
Your 2nd word would've been in column A as well (go left again)
Your 3rd word would've been in column B (go right)
Your 4th word would've been in column A (go left) and you are in Belgium.

Rooms

Read the sentence to the students and elicit which room it is.

1. Please turn on the **kettle**.
2. Hand me the **remote control**, please.
3. It's on my desk, next to the computer.
4. Fetch my **tools**, please.
5. Put the **lawnmower** in the garage, please.
6. Put your **blanket** where it belongs.
7. The floor **below** the **ground floor**.
8. Pick up the **bathing costumes** and **towels**.
9. Bring your **dirty washing** so I can wash it.
10. **Set the table** for us, please.
11. Go out and fetch **the washing**, please.
12. Fetch my **shampoo**, please.
13. Your grandma is upstairs, outside, in the sun.
14. Take a broom and sweep in front of the garage.
15. Take the coffee to your grandpa. He is sitting outside, in the front...
16. My little brother runs up and down the...



Kitchen

Lounge/Living room

Study

Garage

Garden

Bedroom

Basement (in the USA)

Swimming pool

Laundry room

Dining room

Courtyard (at the back)


Bathroom

Balcony

Driveway

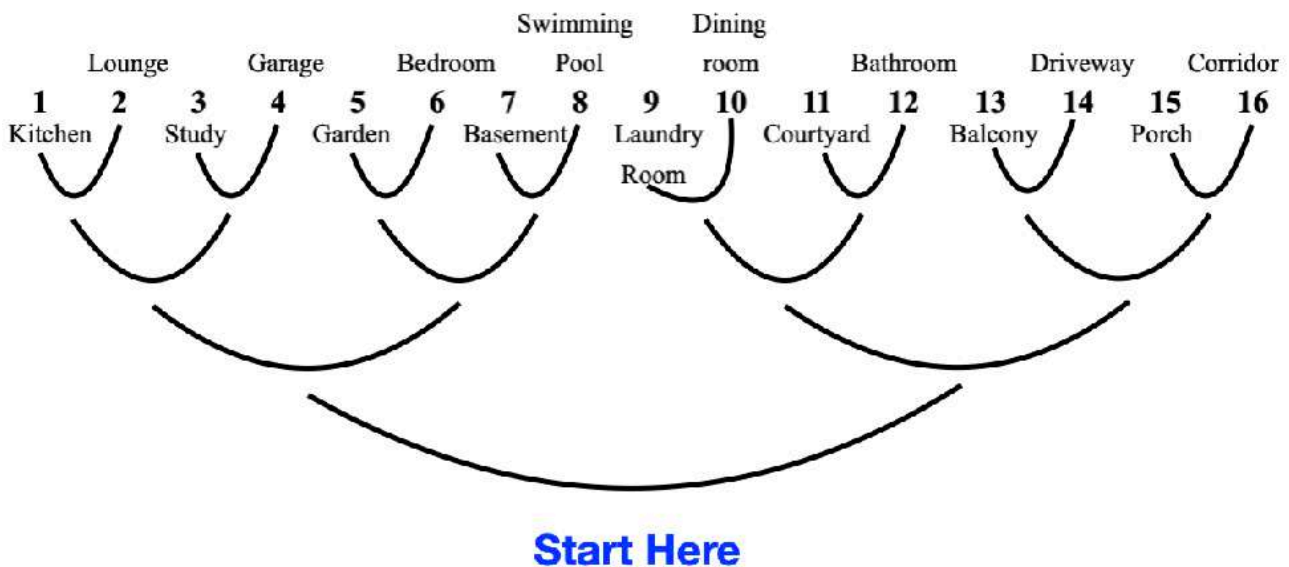
Porch/patio

Corridor



***NB - Only give this Handout AFTER
you have completed the above activity!***

Electronic / Online Handout



1. Listen to your teacher when he/she reads the words.
2. Did he/she read a word from column A or B?
3. Write number 1 next to the first word you hear. (Column A or B)
4. Write number 2 next to the next word you hear. (Column A or B)
5. Write number 3 next to the next word you hear. (Column A or B)
6. Write number 4 next to the next word you hear. (Column A or B)

Go to **Start Here**.

If your first word was in Column A, go left. If it was in Column B, go right.

Do the same with your second, third, and fourth words.

You should now be somewhere at the top, at one of the 16 numbers.

Wait for your teacher to say where he/she is.

If you are in the same room as your teacher, then you're listening is good.