

# Main - Activity 2



## HOME

### TEACHER-STUDENT WORKSHEET AND HANDOUT

#### 1. Rooms and their furniture and what we do in each room

Write the following words on the left of the board.

‘Bedroom, kitchen, bathroom, study, garage, living room, dining room.’

Write the following on the right of the board: Give each student **Handout 1** with all the pictures.

‘Stairs, table, car, couch, sink, bathtub, bed, desk, lamp, chairs, shower, computer, armchair, rug, pictures, paintings, bookshelves, curtains.’


Use this sentence structure, describing the room and the furniture that should be in that room.

‘It is the [ROOM]. We [VERB] in the [ROOM].’


‘This is a [OBJECT] in the [ROOM].’

‘The [ROOM] has a [OBJECT] and an [OBJECT].’

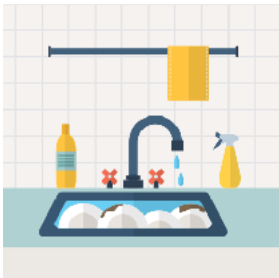
# Kitchen



Stove



Microwave oven



Sink




Cupboards

# Bathroom



Bathtub



Mirror



Sink/basin



Toilet



Shower

# Bedroom



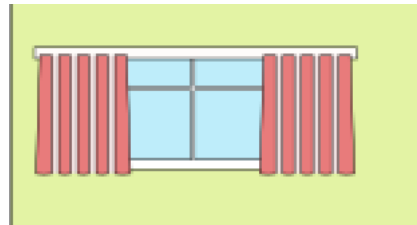
Bed



Closet/wardrobe



Bedside table

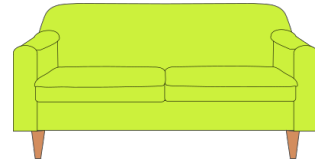


Curtains

## Living room



Armchair



Couch



Carpet



Lamp



Curtains




Painting

## Dining room



Table and chairs

## Garage



Car

# Study



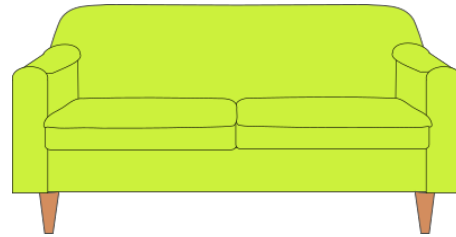
Desk, books, and chair  
computer, and chair



Desk,



Bookshelves & books



Sofa



Stairs



Plant