



## SHOPPING BASICS

**PDF 4: Production / Speaking** (Light worksheet with pictures)

**For the teacher:** Speaking is most important! Help students a lot.


### Activities:

#### 1. Chain

Teacher says "I like apple."

Next student says "I like banana."

Go around class.



#### 2. Pair Questions

Look at pictures. Ask partner:

"Do you like \_\_\_\_\_?"

Answer: "Yes, I like \_\_\_\_\_." or

"No, I don't like \_\_\_\_\_."




#### 3. Mingle

Walk around class.

Show picture to friend.

Say "I want cheese."

Friend says "OK!" or repeats.



#### 4. Price Practice

Show pictures.

Ask: "How much is the bread?"

Answer: "It's two dollars."

(repeat many times).




#### 5. Mini Role-Play

You are shop.

Student says "I want milk."

You say "It's three dollars."

Swap.



**Tip:** Model first. Say "Listen and repeat." Praise: "Excellent!"