

# Main - Activity 1

## JOBS

### 1. What does he or she do/What does he or she do for a living?

Teach the jobs below. There are six handouts with pictures of jobs.

Give each student the handouts electronically, print them or show them on a projector. Point at the different pictures and teach the job.

'What is his/her job?'

'What does he/she do for a living?'

'What does he/she do?'

The answer should be in this format:

'He/she is a [JOB TYPE]'.

Elicit as much as you can for this activity.

### Jobs

actor

waiter

office worker

cleaner

nurse

pilot

farmer

businessman

baker

scientist

singer

photographer

flight attendant

student

taxi driver

astronaut

teacher

butcher

doctor

firefighter

dentist

florist

police officer

construction worker

salesperson

pharmacist

receptionist

mechanic

secretary


chef

news reporter

# Handout 1



I'm an actor



I'm an astronaut



I'm a butcher



I'm a businessman



I'm a baker



I'm a cashier


## Handout 2



I'm a chef



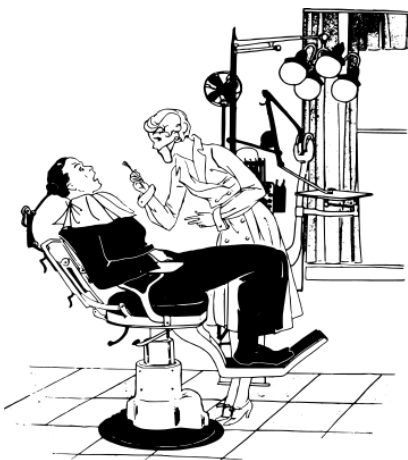
I'm a construction worker



I'm a teacher / I'm a student



I'm a cleaner



I'm a dentist




I'm a computer programmer

Handout 3



I'm a firefighter



I'm a flight attendant



I'm a florist



I'm a hairdresser



I'm a doctor



I'm a farmer

Handout 4



I'm a lawyer



I'm a mechanic



I'm an office worker



I'm a pharmacist



I'm a nurse



I'm a waitress


Handout 5



I'm a reporter



I'm a photographer



I'm a scientist



I'm a pilot



I'm a receptionist



I'm a police officer

Handout 6




I'm a waiter



I'm a student



I'm a secretary



I'm a taxi driver



I'm a singer