






SHOPPING BASICS

PDF 3: Main Practice & Games

1. **Circle / Underline:** Under each picture, circle or underline the correct word.



bread
cheese
rice


egg
tomato
apple


tomato
bread
dollar

dollar
supermarket
chicken

apple
bread
banana

2. **Write:** Write the word under the picture.





apple water banana dollar bread supermarket cheese tomato rice milk egg chicken

3. Game

Memory – Cut pictures and words.

Play in pairs:

Turn over, match picture to word. Say "This is..." when match.

4. Bingo

Teacher calls the item → students mark if they have it.

First with a line says "Bingo!"

Teacher's Master Card (All Words)

Use this to call out words randomly:

apple	water	banana
dollar	bread	supermarket
cheese	tomato	rice
milk	egg	chicken

If you want to make it more fun (and get more speaking), instead of just calling words, try:

- "I buy this at the supermarket. It is white. You drink it." → *milk*
- "It is yellow. Monkeys love it." → *banana*

Card 1

apple bread milk
banana rice egg
cheese water chicken

Card 2

supermarket tomato rice
milk apple chicken
bread egg dollar

Card 3

banana water cheese
chicken supermarket apple
rice tomato dollar

[Bingo Cards Next Page](#)

Card 1

apple	bread	milk
banana	rice	egg
cheese	water	chicken

Cut =====

Card 2

supermarket	tomato	rice
milk	apple	chicken
bread	egg	dollar

Cut =====

Card 3

banana	water	cheese
chicken	supermarket	apple
rice	tomato	dollar