



 **BORROW & LEND**

© talkmor.com

Activity 1: What can you see?

Look at the big picture. What are the people borrowing or lending?



Vocabulary Bank







Verbs	Common Things People Borrow	Useful Phrases
<ul style="list-style-type: none"> • borrow • lend • give back / return 	<ul style="list-style-type: none"> • tools • ladder • money • sugar • phone charger 	<ul style="list-style-type: none"> • Can I borrow ... ? • Sure, here you are. • Thank you! • You're welcome. • When do you need it back?

Activity 2: Name 3...

1. Name 3 things people are borrowing in the picture.
2. Name 3 things you sometimes borrow from friends.
3. Name 3 things you often lend to others.
4. Name 3 things you would **never** lend.
5. Name 3 things that are yellow in the picture.
6. Name 3 things you borrow from neighbors.
7. Name 3 things your brother / sister borrows from you.

Activity 3: Vocabulary Focus

Match the words to the objects you see in the picture:

- **A.** A tool box 
- **B.** A phone charger 
- **C.** A cup of sugar 
- **D.** A tall ladder 
- **E.** A rainbow umbrella 
- **F.** A stack of books 

Activity 4: Who Has It Now?

Look at the actions happening on the street.

Circle the correct answer based on what you see:

- The boy in the yellow shirt is *borrowing* / *returning* books to the woman.
- **The woman at the front door** is *lending* / *borrowing* a cup of sugar to her neighbor.
- The teenager in the yellow jacket wants to *borrow* / *lend* a phone charger.

Activity 5: Match the Situation

Match the item with the correct situation (you can use the picture for ideas).

- umbrella fixing something
- sugar phone is dead
- tools painting the house
- phone charger it's raining
- ladder making a cake

Activity 6: The "Neighborhood Eye-Spy" Challenge

Look closely at the street picture. Find the answers with your partner as fast as you can!

1. **Name 3 things** that are blue in the picture.
 1. 2. 3.
2. **Name 2 people** who are wearing backpacks.
 1. 2.
3. **Name 3 items** that you can hold in just one hand.
 1. 2. 3.
4. **Find the strange weather:** Where is it raining in the picture?
 • It is raining only over

Teacher's Key

Activity 3: Vocabulary Focus

Match the words to the objects you see in the picture:

- **A.** A tool box
- **B.** A phone charger
- **C.** A cup of sugar
- **D.** A tall ladder
- **E.** A rainbow umbrella
- **F.** A stack of books



Activity 5: Match the Situation

Match the item with the correct situation (you can use the picture for ideas).

- | | |
|-----------------|--------------------|
| • umbrella | it's raining |
| • sugar | making a cake |
| • tools | fixing something |
| • phone charger | phone is dead |
| • ladder | painting the house |